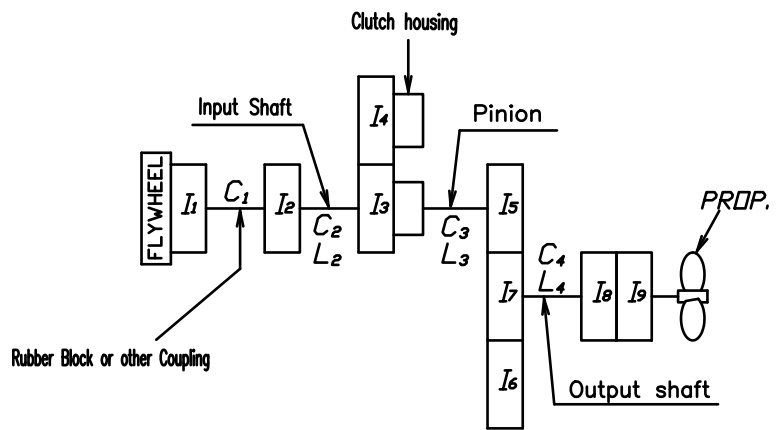
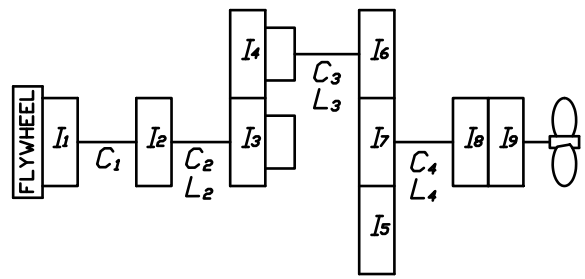


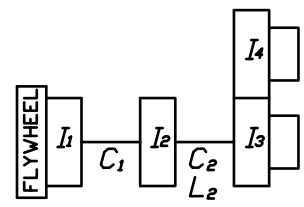
Counter Enginewise Rotation



Enginewise Rotation



Neutral



Coupling Type		Unit : GR-300 SIZE 1-1/2"					
		5%	10%	25%	50%	75%	100%
OPTION 1 Flexible Coupling	Driving ring I1	0.2772	←	←	←	←	←
	Spider I10	0.1916	←	←	←	←	←
	Input coupling I20	0.0230	←	←	←	←	←
	⊕+⊕ I2	0.2146	←	←	←	←	←
	C1	0.006	0.012	0.023	0.073	0.115	0.178
		Unit : GR-300 SIZE 0-1/2"					
OPTION 1	Driving ring I1	0.2825	←	←	←	←	←
	Spider I10	0.1916	←	←	←	←	←
	Input coupling I20	0.0230	←	←	←	←	←
	⊕+⊕ I2	0.2146	←	←	←	←	←
	C1	0.006	0.012	0.023	0.073	0.115	0.178

Part		Gear Ratio					
		3.02	3.28	3.56	4.07	4.48	4.95
I5, I6 Pinion + Disc Plate	Teeth No.	34	32	30	27	25	23
	L3	1,496	1,535	1,590	1,724	1,877	2,130
	d0	120.00	←	←	←	←	←
	Pinion I10	0.0879	0.0757	0.0652	0.0521	0.0454	0.0387
	Disc I10	0.0174	←	←	←	←	←
	⊕+⊕ I5	0.1053	0.0931	0.0826	0.0695	0.0628	0.0561
I7 Wheel	Teeth No.	103	105	107	110	112	114
	I7	3.0610	3.3930	3.7451	3.7835	4.1790	4.5977
I3 Clutch Housing Assy [Ahead parts]	Teeth No.	44	←	←	←	←	←
	OH/Palm/Plate I10	0.1765	←	←	←	←	←
	Sinterd I10	0.0201	←	←	←	←	←
	⊕+⊕ I3	1.1966	←	←	←	←	←
I4 Clutch Housing Assy [Astern parts]	Teeth No.	44	←	←	←	←	←
	OH/Palm/Plate I10	0.1765	←	←	←	←	←
	Sinterd I10	0.0201	←	←	←	←	←
	⊕+⊕ I4	1.1966	←	←	←	←	←
I6 Output Coupling	I6	0.3580	←	←	←	←	←
I5 Companion Coupling	I5	0.4963	←	←	←	←	←
Input Shaft	L2	15,985.1	←	←	←	←	←
	d0	72.00	←	←	←	←	←
	C2	0.6135	←	←	←	←	←
	L4	1,345.8	←	←	←	←	←
Output Shaft	d0	139.0	←	←	←	←	←
	L4	7.2869	←	←	←	←	←
	C4	←	←	←	←	←	←
	C4	←	←	←	←	←	←

REMARK

1. I<sub>ax</sub>=Moment of inertia [kg.m<sup>2</sup>]
2. d<sub>0</sub>=MIN, Shaft DIA. [mm]
3. L=Equivalent length(Calculated as shaft DIA. of 187.2mm [mm])
4. Stiffness Unit (C<sub>n</sub>) [MNm/rad]

제 품	소 재	
HS Code	HS Code	
규 격	중 량	KG
SIZE	Weight	

공 용 공 차 TOLERANCE ON		부 호 NO.		부 명 PART NAME		개 수 QTY		재 질 MATERIAL		규 격 SIZE		비 고 REMARKS	
분 수 FRACTIONS	소 수 DECIMALS	각 도 ANGLES	재 질 MATERIAL		형 식 TYPE		DWT450DL		원 도 번 ORIGINAL DWG. NO.				
±	±	±	DATE 2019.04.11		SCALE N/S		동 가 질 량 계						
검 사 가 공		APPROVED BY JK.Kim		검 도 CHECKED BY KS.HAN		도 설 DRAWN BY TW.KIM		제 도 DESIGNED		이 명 NAME		동 가 질 량 계	
1 2 3 4 5 6 7 8 9 10 11 12 13 14 15 16 17 18 19 20 21 22 23 24 25 26 27 28 29 30 31 32 33 34 35 36 37 38 39 40 41 42 43 44 45 46 47 48 49 50 51 52 53 54 55 56 57 58 59 60 61 62 63 64 65 66 67 68 69 70 71 72 73 74 75 76 77 78 79 80 81 82 83 84 85 86 87 88 89 90 91 92 93 94 95 96 97 98 99 100		16 ±0.5 ±0.2 ±0.07		16 63 ±0.7 ±0.3 ±0.1		63 250 ±1.2 ±0.5 ±0.2		250 1000 ±2.0 ±0.8 ±0.2		DWT450DL		452000-2	
		D-I INDUSTRIAL		크 기 SIZE A2		코 드 번 호 CODE ID. NO.							